

Frameless glass heating elements

Item no.	Description	Dimension	Power in Watts	Color
80 01 01	infraSWISS 400 white	610 x 610	320 W	white
80 01 02	infraSWISS 400SL white	300 x 1200	290 W	white
80 01 03	infraSWISS 500SL white	300 x 1800	440 W	white
80 01 04	infraSWISS 600 white	610 x 1000	530 W	white
80 01 07	infraSWISS 600ML white	500 x 1200	530 W	white
80 01 05	infraSWISS 900 white	610 x 1380	750 W	white
80 01 08	infraSWISS 900ML white	500 x 1700	750 W	white
80 01 06	infraSWISS 1100 white	610 x 1710	950 W	white
<hr/>				
80 02 01	infraSWISS 400 black	610 x 610	320 W	black
80 02 02	infraSWISS 400SL black	300 x 1200	320 W	black
80 02 03	infraSWISS 500SL black	300 x 1800	440 W	black
80 02 04	infraSWISS 600 black	610 x 1000	530 W	black
80 02 07	infraSWISS 600ML black	500 x 1200	530 W	black
80 02 05	infraSWISS 900 black	610 x 1380	750 W	black
80 02 08	infraSWISS 900ML black	500 x 1700	750 W	black
80 02 06	infraSWISS 1100 black	610 x 1710	950 W	black

The equipment has a protection rating of IP 54 and has been tested and certified by the Swiss Electrotechnical Association (SEV). InfraSWISS AG develops and manufactures these products in Switzerland.

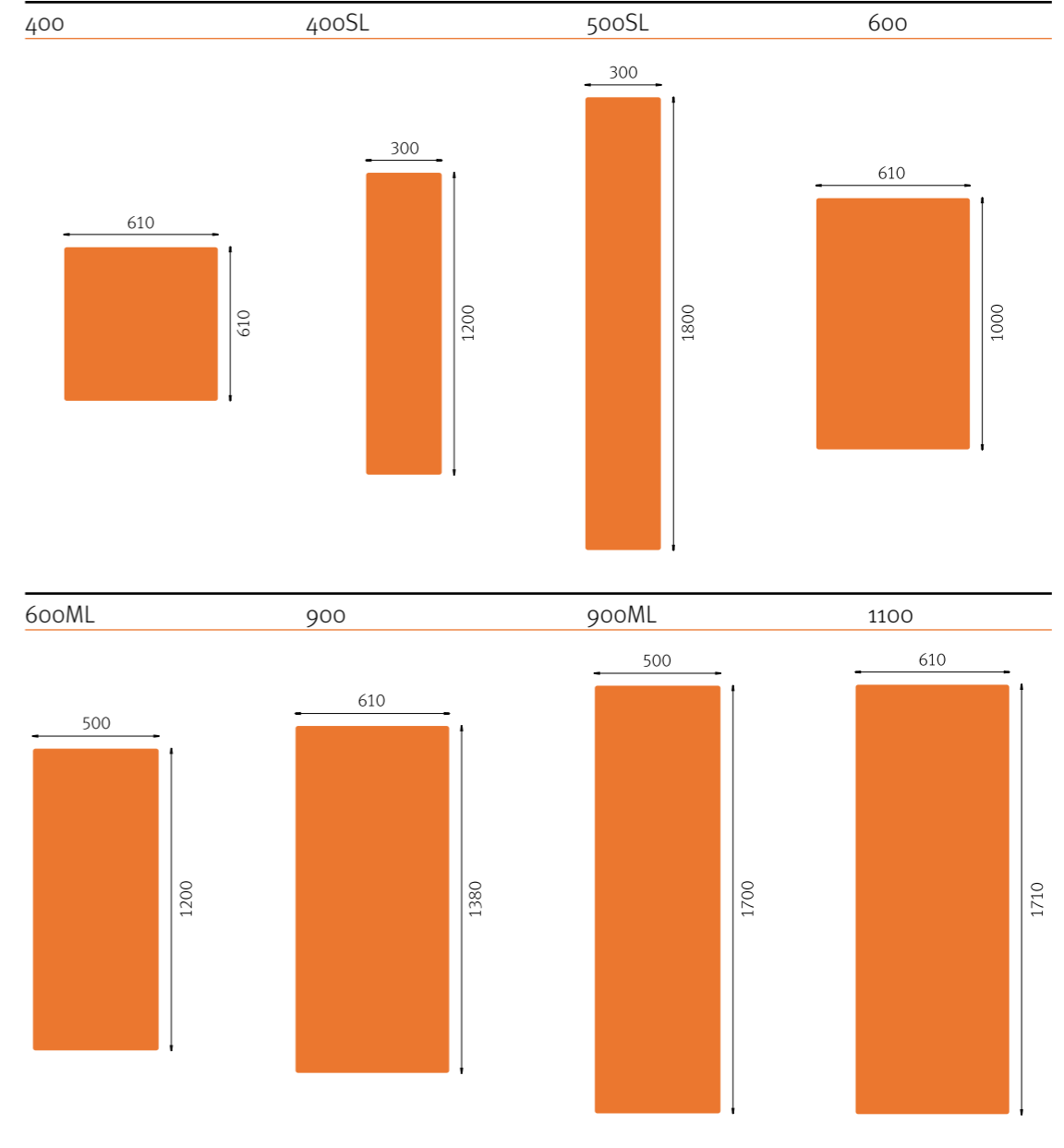
Fittings for heating elements

Item no.	Description	Color
90 01 01	Transverse stand for infraSWISS 400, 600, 900, 1100	chrome
90 01 02	Vertical stand for infraSWISS 600, 900	chrome
90 02 01	Wall mounting or positioning in a corner, 400SL and 500SL only	white

Item no.	Fixing set for mounting inset or flush with the ceiling	Color
90 03 01	Fixing set for models 400/400SL and 600	white
90 03 02	Fixing set for models 500SL/600ML/900ML/900 and 1100	white

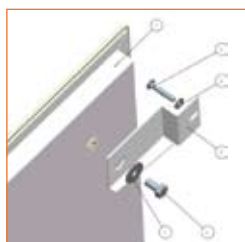
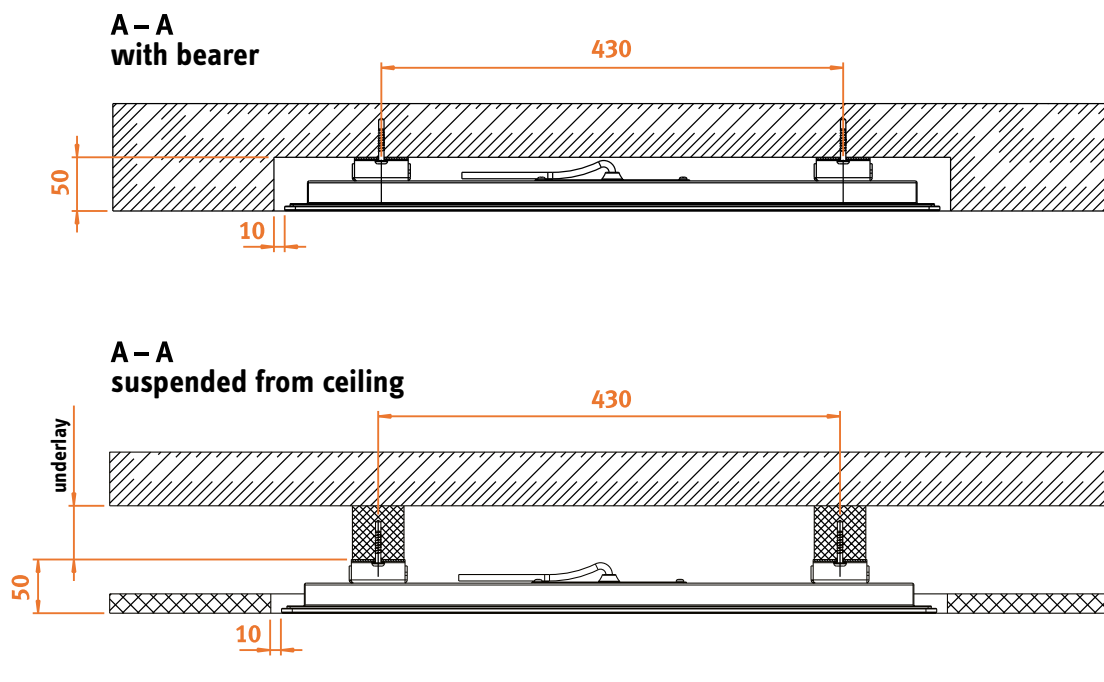
Dimensions

Frameless glass heating elements

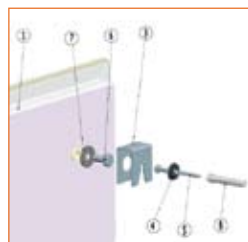


Building into walls and ceilings

Layout



This assembly set can be ordered for flush mounting.



For normal wall mounting, the supplied mounting kit should be used.

InfraSWISS heating elements are available in different sizes and colors. Thanks to the wide range, these products can be installed in any house without looking out of place. Mounting them flush with the wall or ceiling is simple. We have developed special mounting plates for this. You can order the required plans from us. Our specialists would be pleased to advise you and show you the different mounting methods available.